



SUMMARY OF FIELD SCORES - BANDS

11-1-2003

LESTER OAKS FIELD TOURNAMENT


CLASS		DON GUNDERSON	RICK MARINO	MUSIC PERFORMANCE AVERAGE	DAVID BARRON	RICHARDO MARTINEZ	TIMING	PENALTY	NET SCORE	PLACE
		Music Performance #1	Music Performance #2		GENERAL EFFECT	VISUAL PERFORMANCE				
1A	NORTE VISTA	333	289	311	214	132	8:15	0	65.7	2
1A	SAN JACINTO	335	275	305	205	135	8:21	0	64.5	3
1A	ARLINGTON	343	303	323	224	144	8:57	0	69.1	1
2A	COLONY	337	323	330	248	140	8:45	0	71.8	3
2A	PALM DESERT	328	327	327.5	217	137	8:47	0	68.15	4
2A	ALTA LOMA	342	336	339	252	152	9:00	0	74.3	1
2A	REDLANDS EAST VALLEY	330	325	327.5	245	147	9:00	0	71.95	2
3A	LA QUINTA	349	354	351.5	246	152	10:27	0	74.95	2
3A	RIVERSIDE POLY	363	370	366.5	285	155	10:10	0	80.65	1
3A	SPARKLE HILLS									
4A	TRABUCO HILLS	365	354	359.5	292	170	9:33	0	82.15	1
5A	MURRIETA VALLEY	352	399	375.5	296	161	10:26	0	83.25	55
5A	JOHN W. NORTH	360	389	374.5	290	162	9:20	0	82.65	1

CLASS	 JUDGE: COLETTE HAUSEY	REPertoire	PERFORMANCE EXCELLENCE	EFFECT	TOTAL	PLACE
1A	NORTE VISTA	242	245	122	60.9	2
1A	SAN JACINTO	220	230	115	56.5	3
1A	ARLINGTON	300	310	158	76.8	1
2A	COLONY	320	320	160	80.0	2
2A	PALM DESERT	300	305	152	75.7	4
2A	ALTA LOMA	325	330	168	82.3	1
2A	REDLANDS EAST VALLEY	302	300	158	76.0	3
3A	LA QUINTA	327	340	165	83.2	1
3A	RIVERSIDE POLY	321	320	158	79.9	2
3A	GRANITE HILLS					
4A	TRABUCO HILLS	340	335	173	84.8	55
5A	MURRIETA VALLEY	325	335	168	82.8	1
5A	JOHN W. NORTH	326	320	162	80.8	2

SUMMARY OF FIELD SCORES - AUXILIARY

11-1-2003

LESTER OAKS FIELD TOURNAMENT

	Vocabulary/ Choreography		AVERAGE	Eqpt/Gestural Excellence		AVERAGE	Movement Excellence		AVERAGE	General Effect		AVERAGE	Net Score By Judge		NET SCORE	
	Judge #1	Judge #2		Judge #1	Judge #2		Judge #1	Judge #2		Judge #1	Judge #2		Judge #1	Judge #2		
	1/A NORTE VISTA	239	240	239.5	119	120	119.5	120	117	118.5	200	206	203	67.8	68.3	68.05
1/A SAN JACINTO	245	244	244.5	126	124	125	125	121	123	210	210	210	70.6	69.9	70.25	2
1/A ARLINGTON	285	259	272	141	132	136.5	139	128	133.5	241	236	238.5	80.6	75.5	78.05	1
2/A COLONY	258	252	255	132	127	129.5	130	123	126.5	233	230	231.5	75.3	73.2	74.25	1
2/A PALM DESERT	251	249	250	131	125	128	128	124	126	228	228	228	73.8	72.6	73.2	3
2/A ALTA LOMA	279	244	261.5	139	119	129	125	115	120	245	214	229.5	78.8	69.2	74.0	3
2/A REDLANDS EAST VALLEY	247	241	244	128	118	123	123	113	118	230	208	219	72.8	68.0	70.4	4
3/A LA QUINTA	248	248	248	129	126	127.5	124	128	126	232	233	232.5	73.3	73.5	73.4	3
3/A RIVERSIDE POLY	263	251	257	130	130	130	127	126	126.5	229	235	232	74.9	74.2	74.55	1
3/A GRANITE HILLS																
4/A TRABUCO HILLS	292	282	287	147	146	146.5	150	143	146.5	255	262	258.5	84.4	83.3	83.85	
5/A MURRIETA VALLEY	287	268	277.5	142	136	139	144	134	139	244	248	246	81.7	78.6	80.15	1
5/A JOHN W. NORTH	290	286	288	145	144	144.5	161	156	158.5	261	265	263	85.7	85.1	85.4	5

JUDGE #1: Chris Castell

JUDGE #2: Denise Johnson