




Southern California School Band and Orchestra Association  
**SUMMARY OF FIELD SCORES - BANDS**

D I V I S I O N	Westminster  Field Tournament	T I M I N G	Doug Bowden				Rick Marino				Russ Sperling			Jonathan Chang			T O T A L S C O R E	P E N A L T Y	N E T S C O R E	P L A C E		
			M U S I C I A N S H I P	T E C H N I Q U E	M U S I C 	M U S I C T O T A L J U D G E # 1	M U S I C I A N S H I P	T E C H N I Q U E	M U S I C 	M U S I C T O T A L J U D G E # 2	M U S I C A V E R A G E	P R O G R A M E F F E C T I V E N E S S	P E R F O R M A N C E E F F E C T I V E N E S S	C O O R D I N A T I O N	G E T O T A L	T E C H N I Q U E					E X C E L 	C O M P O S I T I O N
2A White	Marina	9:11	130	129	66	325	130	129	64	323	324	80	82	66	228	58	46	44	148	700	70.00	3rd
2A White	Costa Mesa	7:20	128	127	64	319	124	127	66	317	318	79	78	64	221	53	40	40	133	672	67.20	4th
2A White	Pacifica	8:52	142	142	73	357	134	144	67	345	351	102	96	75	273	60	47	50	157	781	78.10	1st
2A White	Garden Grove	8:38	132	131	68	331	127	126	65	318	324.5	86	84	70	240	57	43	45	145	709.5	70.95	2nd
2A Red	Los Alamitos	9:51	140	140	72	352	135	145	68	348	350	88	91	72	251	59	46	46	151	752	75.20	2nd
2A Red	Tustin	10:16	141	141	71	353	132	138	67	337	345	93	92	73	258	59	47	47	153	756	75.60	1st
2A Red	Edison	9:42	139	139	70	348	134	137	68	339	343.5	82	84	68	234	56	43	43	142	719.5	71.95	3rd
2A Red	Brea Olinda	8:27	127	126	63	316	136	135	67	338	327	81	82	62	225	56	45	46	147	699	69.90	4th
3A	Huntington Beach	8:35	150	150	75	375	146	142	73	361	368	101	95	72	268	58	45	47	150	786	78.60	1st
3A	La Quinta	9:23	135	138	67	340	142	140	70	352	346	96	93	72	261	54	44	45	143	750	75.00	2nd
4A	Trabuco Hills	10:14	155	154	77	386	148	150	70	368	377	105	104	82	291	70	51	53	174	842	84.20	1st
4A	La Mirada	10:23	153	152	78	383	146	147	72	365	374	103	98	80	281	67	49	51	167	822	82.20	2nd
5A	Fountain Valley	8:00	156	158	80	394	165	164	84	413	403.5	110	105	88	303	68	50	52	170	876.5	87.65	SS
5A	Rowland	9:17	154	151	79	384	160	163	76	399	391.5	103	94	78	275	67	50	49	166	832.5	83.25	1st

Southern California School Band Orchestra Association  
**SUMMARY OF FIELD SCORES - AUXILIARY**  
 Corkie Keys

D I V I S I O N		VOCABULARY/ CHOREOGRAPHY	EQUIPMENT/ GESTURAL EXCELLENCE	MOVEMENT EXCELLENCE	GENERAL EFFECT	TOTAL SCORE	PENALTY	NET SCORE	PLACE
2A White	Marina	250	130	120	215	715		71.50	2nd
2A White	Costa Mesa	230	118	109	200	657		65.70	3rd
2A White	Pacifica	270	125	123	230	748		74.80	1st
2A White	Garden Grove	235	110	105	185	635		63.50	4th
2A Red	Los Alamitos	260	135	136	220	751		75.10	1st
2A Red	Tustin	240	120	107	210	677		67.70	2nd
2A Red	Edison	238	119	112	205	674		67.40	3rd
2A Red	Brea Olinda	200	107	105	175	587		58.70	4th
3A	Huntington Beach	228	117	110	209	664		66.40	1st
3A	La Quinta	225	112	108	203	648		64.80	2nd
4A	Trabuco Hills	325	145	140	280	890		89.00	1st
4A	La Mirada	280	140	145	250	815		81.50	2nd
5A	Fountain Valley	275	135	132	245	787		78.70	2nd
5A	Rowland	278	130	160	240	808		80.80	1st

Southern California School Band and Orchestra Association  
**SUMMARY OF FIELD SCORES - PERCUSSION**  
 Collette Hausey

D I V I S I O N		REP ERT O I R E	PER F O R M A N C E E X C E L L E N C E	E F F E C T	T O T A L S C O R E	P E N A L T Y	N E T S C O R E	P L A C E
2A White	Marina	319	322	159	800		80.00	
2A White	Costa Mesa	280	280	140	700		70.00	
2A White	Pacifica	355	355	175	885		88.50	1st
2A White	Garden Grove	305	310	152	767		76.70	
2A Red	Los Alamitos	350	330	163	843		84.30	
2A Red	Tustin	290	295	152	737		73.70	
2A Red	Edison	350	338	169	857		85.70	1st
2A Red	Brea Olinda	295	298	150	743		74.30	
3A	Huntington Beach	333	315	154	802		80.20	1st
3A	La Quinta	292	283	144	719		71.90	
4A	Trabuco Hills	350	350	168	868		86.80	
4A	La Mirada	362	352	178	892		89.20	1st
5A	Fountain Valley	380	390	185	955		95.50	1st
5A	Rowland	340	330	170	840		84.00	