



Head Judge: Tom Cole
 Tabulator: Jack Hollander

Southern California School Band Orchestra Association
SUMMARY OF FIELD SCORES - BANDS

D I V I S I O N	Capo Valley  Field Tournament	TIMING	MUSIC JUDGE #1 Warren Toms				MUSIC JUDGE #2 Joe Acciani				MUSIC AVERAGE	GE JUDGE #1 Russ Sperling				VP JUDGE Joe Paul				TOTAL SCORE	PENALTY	NET SCORE	PLACE
			MUSICIANSHIP	TECHNIQUE	MUSICAL REPERTOIRE	MUSIC TOTAL JUDGE #1	MUSICIANSHIP	TECHNIQUE	MUSICAL REPERTOIRE	MUSIC TOTAL JUDGE #2		PROGRAM EFFECTIVENESS	PERFORMANCE EFFECTIVENESS	COORDINATION	GE TOTAL	TECHNIQUE	EXCELLENCE	COMPOSITION	VP TOTAL				
1A	Belmont	7:00	82	83	41	206	97	96	49	242	224.0	59	64	50	173.0	44	37	32	113	51.00	0.0	51.00	2nd
1A	Tustin	10:00	120	125	54	299	111	109	54	274	286.5	61	58	48	167.0	51	40	38	129	58.25	0.0	58.25	1st
2A	Huntington Beach	9:38	125	126	61	312	107	113	53	273	292.5	90	89	70	249.0	50	39	42	131	67.25	0.0	67.25	2nd
2A	Dana Hills	7:02	129	131	62	322	114	119	57	290	306.0	86	83	63	232.0	49	38	34	121	65.90	0.0	65.90	3rd
2A	San Clemente	8:15	134	134	66	334	128	135	59	322	328.0	88	92	60	240.0	54	43	41	138	70.60	0.0	70.60	1st
2A	Capistrano Valley	9:36	127	126	63	316	126	136	58	320	318.0	87	84	65	236.0	63	44	50	157	71.10	0.0	71.10	NC
4A	University	8:46	132	133	66	331	127	132	60	319	325.0	90	96	68	254.0	48	36	33	117	69.60	0.0	69.60	2nd
4A	Trabuco Hills	9:50	136	137	69	342	133	134	65	332	337.0	104	100	81	285.0	74	53	54	181	80.30	0.0	80.30	1st
5A	Irvine	8:30	157	154	77	388	141	148	66	355	371.5	89	95	64	248.0	52	41	31	124	74.35	0.0	74.35	2nd
5A	Mira Mesa	8:05	161	161	80	402	155	133	71	359	380.5	105	94	84	283.0	66	50	48	164	82.75	0	82.75	1st

Head Judge: Tom Cole
 Tabulator: Jack Hollander


Southern California School Band Orchestra Association
SUMMARY OF FIELD SCORES - AUXILIARY
Robert Hahn

D I V I S I O N	Capo Valley  Field Tournament		Program Content	EXCELLENCE	TOTAL SCORE	PENALTY	NET SCORE	PLACE
	1A	Belmont	317	325	64.2	0.0	64.2	1st
1A	Tustin	271	324	59.5	0	59.5	2nd	
2A	Huntington Beach	379	360	73.9	0	73.9	1st	
2A	Dana Hills	278	284	56.2	0	56.2	2nd	
2A	San Clemente	277	272	54.9	0	54.9	3rd	
2A	Capistrano Valley	373	368	74.1	0	74.1	NC	
4A	University	321	327	64.8	0	64.8	2nd	
4A	Trabuco Hills	440	438	87.8	0	87.8	1st	
5A	Irvine	378	365	74.3	0	74.3	2nd	
5A	Mira Mesa	410	390	80.0	0	80.0	1st	

Southern California School Band and Orchestra Association

SUMMARY OF FIELD SCORES - PERCUSSION

Dana Campfield

D I V I S I O N		R E P E R T O I R E	P E R F O R M A N C E E X C E L L E N C E	E F F E C T	T O T A L S C O R E	P E N A L T Y	N E T S C O R E	P L A C E
4A	University	290	265	135	69.0	0.0	69.0	2nd
4A	Trabuco Hills	340	315	160	81.5	0	81.5	1st
5A	Irvine	250	305	140	69.5	0	69.5	2nd
5A	Mira Mesa	320	335	170	82.5	0	82.5	1st
1A	Belmont	240	240	130	61.0	0	61.0	2nd
1A	Tustin	258	250	139	64.7	0	64.7	1st
2A	Huntington Beach	310	245	125	68.0	0	68.0	2nd
2A	Dana Hills	250	241	135	62.6	0	62.6	3rd
2A	San Clemente	288	270	142	70.0	0	70.0	1st
2A	Capistrano Valley	285	268	140	69.3	0	69.3	NC