




**SUMMARY OF FIELD SCORES - BANDS**

  Field Tournament	TIMING	MUSIC JUDGE #1				MUSIC JUDGE #2				MUSIC AVERAGE	GE JUDGE #1				VP JUDGE #1			VISUAL TOTAL	TOTAL SCORE	PENALTY	NET SCORE	PLACE
		Joe Acciani				M. Gunderson					J. Chang				Doug Bowden							
		MUSICIANSHIP	TECHNIQUE	MUSICAL REPERTOIRE	MUSIC TOTAL JUDGE #1	MUSICIANSHIP	TECHNIQUE	MUSICAL REPERTOIRE	MUSIC TOTAL JUDGE #2		PROGRAM EFFECTIVENESS	PERFORMANCE EFFECTIVENESS	COORDINATION	GE TOTAL	TECHNIQUE	EXCELLENCE	COMPOSITION					
Ocean View	6:02	74	80	41	195	88	90	42	220	207.5	60	59	45	164.0	40	30	31	101.0	47.25	2.0	45.25	2nd
Brea Olinda	8:14	88	99	49	236	114	117	57	288	262.0	86	78	69	233.0	47	36	36	119.0	61.40		61.40	1st
Costa Mesa	9:03	98	106	57	261	102	105	55	262	261.5	81	73	63	217.0	49	39	38	126.0	60.45		60.45	1st
Segerstrom	8:35	78	82	43	203	86	88	44	218	210.5	58	56	43	157.0	39	29	34	102.0	46.95		46.95	4th
Bolsa Grande	7:36	82	84	45	211	100	97	54	251	231.0	80	71	53	204.0	48	37	35	120.0	55.50		55.50	3rd
Marina	8:59	86	86	46	218	110	110	56	276	247.0	82	80	64	226.0	50	38	39	127.0	60.00		60.00	2nd
Dana Hills	7:08	119	121	56	296	126	122	59	307	301.5	82	86	63	231.0	52	41	41	134.0	66.65		66.65	3rd
Huntington Beach	9:35	125	123	61	309	118	116	58	292	300.5	81	84	65	230.0	54	43	42	139.0	66.95		66.95	1st
Edison	10:20	117	119	59	295	116	118	59	293	294.0	83	85	67	235.0	53	42	43	138.0	66.70		66.70	2nd
Garden Grove	9:42	105	103	52	260	114	114	56	284	272.0	77	76	57	210.0	44	35	37	116.0	59.80		59.80	4th
San Marino	9:56	139	134	55	328	128	120	64	312	320.0	105	100	82	287.0	51	40	40	131.0	73.80		73.80	3rd
Los Alamitos	8:18	143	136	54	333	135	133	67	335	334.0	104	103	83	290.0	63	47	47	157.0	78.10		78.10	1st
Colony	8:16	131	128	67	326	140	136	69	345	335.5	97	95	84	276.0	62	46	46	154.0	76.55		76.55	2nd
Westminster	10:44	115	116	60	291	119	118	57	294	292.5	80	75	70	225.0	50	39	39	128.0	64.55		64.55	exh
Trabuco Hills	10:00	142	141	72	355	152	155	75	382	368.5	110	107	86	303.0	70	52	52	174.0	84.55		84.55	SS
La Quinta (G.G.)	8:45	130	120	64	314	120	121	62	303	308.5	84	77	68	229.0	60	44	43	147.0	68.45		68.45	1st
Nogales	9:47	141	135	68	344	148	152	73	373	358.5	109	105	85	299.0	69	51	53	173.0	83.05		83.05	1st

Brent Dunlap



D I V I S I O N	<b>Westminster HS</b>  <i>Field Tournament</i>	PROGRAM CONTENT	EXCELLENCE	TOTAL SCORE	PENALTY	NET SCORE	PLACE
1A	Ocean View	275	240	51.5		51.5	2nd
1A	Brea Olinda	325	300	62.5		62.5	1st
2A red	Costa Mesa	345	295	64.0		64.0	2nd
2A red	Segerstrom	180	170	35.0		35.0	4th
2A red	Bolsa Grande	360	350	71.0		71.0	1st
2A red	Marina	330	290	62.0		62.0	3rd
2A Gold	Dana Hills	365	360	72.5		72.5	3rd
2A Gold	Huntington Beach	375	355	73.0		73.0	2nd
2A Gold	Edison	386	362	74.8		74.8	1st
2A Gold	Garden Grove	280	270	55.0		55.0	4th
3A	San Marino	320	310	63.0		63.0	3rd
3A	Los Alamitos	425	415	84.0		84.0	1st
3A	Colony	390	375	76.5		76.5	2nd
3A	Westminster	350	300	65.0		65.0	exh
4A	Trabuco Hills	445	435	88.0		88.0	1st
4A	La Quinta	380	375	75.5		75.5	2nd
5A	Nogales	435	420	85.5		85.5	1st

*Southern California School Band and Orchestra Association*  
**SUMMARY OF FIELD SCORES - PERCUSSION**

Head Judge: Phil Mortensen  
 Tabulator: Amy Mortensen

Nov. 14, 2007

**Jim Thompson**

D I V I S I O N	  <i>Field Tournament</i>	R E P E R T O I R E	P E R F O R M A N C E E X C E L L E N C E	E F F E C T	T O T A L S C O R E	P E N A L T Y	N E T S C O R E	P L A C E
1A	Ocean View	188	234	105	52.7		52.7	
1A	Brea Olinda	305	270	147	72.2		72.2	SS
2A red	Costa Mesa	263	215	125	60.3		60.3	SS
2A red	Seegerstrom	185	198	102	48.5		48.5	
2A red	Bolsa Grande	225	250	120	59.5		59.5	
2A red	Marina	221	254	124	59.9		59.9	
2A Gold	Dana Hills	315	300	162	77.7		77.7	SS
2A Gold	Huntington Beach	280	262	148	69.0		69.0	
2A Gold	Edison	296	301	149	74.6		74.6	
2A Gold	Garden Grove	230	256	138	62.4		62.4	
3A	San Marino	318	320	167	80.5		80.5	
3A	Los Alamitos	320	321	172	81.3		81.3	SS
3A	Colony	281	253	146	68.0		68.0	
3A	Westminster	235	259	140	63.4		63.4	
4A	Trabuco Hills	332	330	169	83.1		83.1	SS
4A	La Quinta (G.G.)	260	234	126	62.0		62.0	
5A	Nogales	329	329	168	82.6		82.6	SS