


Titan Season Preview

4th Annual Field Show Invitational

October 11, 2008


SUMMARY OF FIELD SCORES - BAND

	Music									General Effect				Visual				TOTAL SCORE	NET SCORE		
	B. Avzaradel				A. Mazzaferro				P. Bluto				S. Bilbruck								
	Timing	Musicianship	Technique	Musical Repertoire	Judge 1 Total	Musicianship	Technique	Musical Repertoire	Judge 2 Total	Music Subtotal	Music Total	Program Effectiveness	Performance Effectiveness	Coordination	General Effect Total	Technique	Excellence			Composition	Visual Total
Saddleback		104	100	64	268	105	100	58	263	531	265.5	60	58	46	164	46	36	36	118	547.5	54.75
Dana Hills		130	135	78	343	125	138	67	330	673	336.5	76	72	56	204	52	40	41	133	673.5	67.35
Aliso Niguel		164	150	85	399	165	150	82	397	796	398	84	81	63	228	63	48	49	160	786	78.6
Trabuco Hills		164	164	84	412	165	168	81	414	826	413	100	96	81	277	72	53	54	179	869	86.9
Woodbridge		158	152	81	391	155	150	78	383	774	387	96	94	78	268	64	47	50	161	816	81.6
Capistrano Valley		158	158	81	397	160	155	81	396	793	396.5	89	95	74	258	60	44	46	150	804.5	80.45
Tesoro		156	154	85	395	160	163	78	401	796	398	88	80	73	241	62	50	48	160	799	79.9

Titan Season Preview
4th Annual Field Show Invitational
October 11, 2008

SUMMARY OF FIELD SCORES - Auxiliary


Tammy Hollowell, adjudicator

	Vocabulary/Choreography	Equipment/Gestural Excellence	Movement Excellence	General Effect	Total Score	Net Score
Saddleback	211	108	106	184	609	60.9
Dana Hills	225	116	115	193	649	64.9
Aliso Niguel	287	136	135	250	808	80.8
Trabuco Hills	284	138	133	252	807	80.7
Woodbridge	274	132	134	238	778	77.8
Capistrano Valley	243	123	121	211	698	69.8
Tesoro	250	126	123	219	718	71.8

Titan Season Preview
4th Annual Field Show Invitational
October 11, 2008

SUMMARY OF FIELD SCORES - Percussion

Jeremy Chung, adjudicator

	Repertoire	Performance Excellence	Effect	Total Score	Net Score
Saddleback	265	282	148	695	69.5
Dana Hills	268	286	158	712	71.2
Aliso Niguel	325	348	169	842	84.2
Trabuco Hills	338	355	176	869	86.9
Woodbridge	330	350	178	858	85.8
Capistrano Valley	300	310	160	770	77
Tesoro	350	348	178	876	87.6